

**Modular Cooking Range Line  
 thermaline 80 - Electric Bain Marie Top,  
 Left Tap, 1/1GN, 1 Side with Backsplash**

ITEM # \_\_\_\_\_

MODEL # \_\_\_\_\_

NAME # \_\_\_\_\_

SIS # \_\_\_\_\_

AIA # \_\_\_\_\_


**588401 (MABFABEOAO)**

Electric bain marie top, with left tap, one-side operated and backsplash, 1/1 GN

### Short Form Specification

**Item No.** \_\_\_\_\_

Unit constructed according to DIN 18860\_2 with 20 mm drop nose top. Internal frame for heavy duty sturdiness in 2 mm and 3 mm in 1.4301 (AISI 304). 2 mm top in 1.4301 (AISI 304). Flat surface construction, easily cleanable. THERMODUL connection system enables seamless worktop when units are connected and avoids soil penetrating. Water basin in 1.4435 (AISI 316L) stainless steel, seamlessly welded into the top of the appliance. Water temperature regulated by sensors. Safety systems and automatic low-water level shut-off protect against overheating. All-round basin raised edges to protect against soil infiltration. Metal knobs with embedded hygienic silicon "soft" grip enable easier handling and cleaning. IPX5 water resistance certification. Configuration: One-side operated top with backsplash and left mixing tap.

### Main Features

- Filling water level is plate-marked on the side of the well.
- Overheat protection: a temperature sensor switches off the supply in case of overheating.
- Easy to clean basin with rounded corners.
- THERMODUL connection system creates a seamless work top when units are connected to each other thus avoiding soil penetrating vital components and facilitating the removal of units in case of replacement or service.
- Metal knobs with embedded hygienic "soft-touch" grip for easier handling and cleaning. The special design of the controls prevents infiltration of liquids or soil into vital components.
- Large visible digital display manufactured in tempered glass to resist heat and chemicals, showing temperatures or power settings. The display also shows on/off status of the appliance and on/off status of the heating elements.
- Raised edge all around the well to protect from infiltration of dirt from worktop.
- Water temperature controlled by electronic sensor and can be selected as either temperature or power levels.
- Safety systems protect against overtemperature and can be manually reset.

### Construction

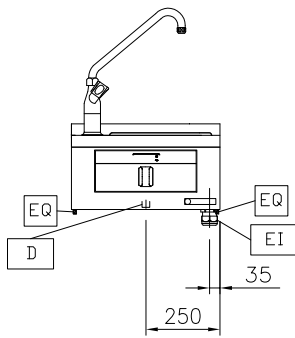
- 2 mm top in 1.4301 (AISI 304).
- Unit constructed according to DIN 18860\_2 with 20 mm drop nose top and 70 mm recessed plinth.
- IPX5 water resistance certification.
- Flat surface construction with minimal hidden areas to easily clean all surfaces
- Internal frame for heavy duty sturdiness in 1.4301 (AISI 304).
- Water basin in 1.4435 (AISI 316L) stainless steel is seamlessly welded into the top of the appliance.
- Unit constructed according to DIN 18860\_2 with 20 mm drop nose top.

### Sustainability

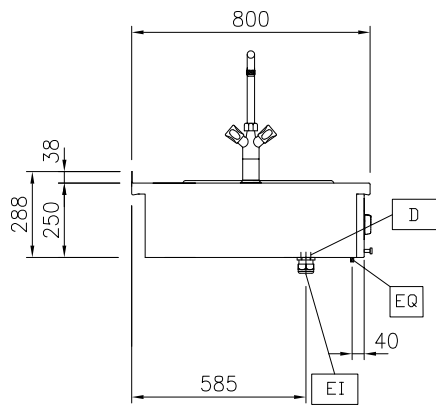
- Standby function for energy saving and fast recovery of maximum power.


**APPROVAL:** \_\_\_\_\_

Front

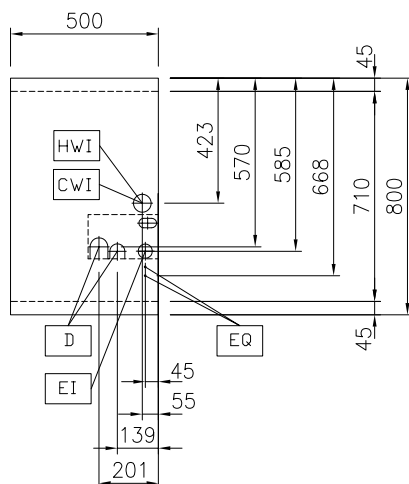


Side



- D = Drain  
 DO = Overflow drain pipe  
 EI = Electrical inlet (power)  
 EQ = Equipotential screw  
 WI = Water inlet

Top



### Electric

**Supply voltage:** 400 V/3N ph/50/60 Hz  
**Total Watts:** 1.5 kW

### Water:

**Inlet water line size:** 3/4"  
**Incoming Cold/hot Water line size:** 3/4"  
**Drain line size:** 1"

### Key Information:

**Number of wells:** 1  
**Usable well dimensions (width):** 307 mm  
**Usable well dimensions (height):** 170 mm  
**Usable well dimensions (depth):** 509 mm  
**Well capacity:** 5 lt MIN; 32 lt MAX  
**Thermostat Range:** 30 °C MIN; 90 °C MAX  
**External dimensions, Width:** 500 mm  
**External dimensions, Depth:** 800 mm  
**External dimensions, Height:** 250 mm  
**Net weight:** 15 kg  
**Configuration:** One-Side Operated; Top

### Sustainability

**Current consumption:** 3.8 Amps

### Optional Accessories

- Connecting rail kit for appliances with backsplash, 800mm PNC 912497
- Portioning shelf, 500mm width PNC 912523
- Portioning shelf, 500mm width PNC 912553
- Folding shelf, 300x800mm PNC 912577
- Folding shelf, 400x800mm PNC 912578
- Fixed side shelf, 200x800mm PNC 912583
- Fixed side shelf, 300x800mm PNC 912584
- Fixed side shelf, 400x800mm PNC 912585
- Connecting rail kit for appliances with backsplash: modular 80 (on the left), ProThermetic tilting (on the right), ProThermetic stationary (on the left) to ProThermetic tilting (on the right) PNC 912977
- Connecting rail kit for appliances with backsplash: modular 80 (on the right), ProThermetic tilting (on the left), ProThermetic stationary (on the right) to ProThermetic tilting (on the left) PNC 912978
- Back panel, 500x700mm, for tops and units with backsplash PNC 913010
- Back panel, 500x800mm, for tops and units with backsplash PNC 913023
- Endrail kit, flush-fitting, with backsplash, left PNC 913113
- Endrail kit, flush-fitting, with backsplash, right PNC 913114
- Lid for aquacooker 1/1 GN and bain marie 1/1 GN PNC 913139
- Endrail kit (12.5mm) for thermaline 80 units with backsplash, left PNC 913204
- Endrail kit (12.5mm) for thermaline 80 units with backsplash, right PNC 913205
- U-clamping rail for back-to-back installations with backsplash PNC 913226
- INSERT.PROFILE,D800,TL-OTHER BRANDS PNC 913230
- - NOT TRANSLATED - PNC 913244
- - NOT TRANSLATED - PNC 913297
- FILTER W=500MM PNC 913664
- ELECTRIC MAINSWITCH 25A 4mm<sup>2</sup> NM FOR MODULAR H800 ELECTRIC UNITS (FACTORY FITTED) PNC 913676